

TMJL | CS | Dt. 22/05/2019



THANGAMAYIL
JEWELLERY LIMITED

To,

National Stock Exchange of India Limited
Exchange Plaza, Bandra Kurla Complex
Bandra (E),
Mumbai – 400 001

BSE Limited
Phiroze Jeejeebhoy Towers
Dalal Street,
Mumbai – 400 001

Dear Sir,

**Sub: Audited Financial Results for the Year Ended 31.03.2019 under 33(3) (d) of SEBI (LODR)
Regulations 2015 and Listing Agreement with Stock Exchanges**

With reference to the above we wish to inform you that the Board of Directors in their meeting held today i.e., Wednesday, May 22, 2019 has approved and took on record the Audited Financial results for Year Ended 31.03.2019 as per Indian Accounting Standards (IND-AS) along with the Limited Review report issued by M/s. Srinivas & Padmanabhan, Statutory Auditors of our Company. We enclose herewith Audited Financial Results for the Quarter and Year Ended 31.03.2019 along with Limited Review report of our Statutory Auditors and Statement of Impact of Audit Qualifications (Annexure I) which you may kindly take the same on your records. The Board meeting got concluded at 2.30 P.M.


Thanking You,

Yours Faithfully,

For Thangamayil Jewellery Limited

(CS.V.Vijayaraghavan)

Company Secretary



Regd. office: 124, Nethaji Road, Madurai 625001. Tel: 0452-2345553 Fax : 2344340

Corporate Office : 25/6, Palami center. II & III floor, Narayanapuram, Near Ramakrishna Mutt, New Natham Road, Madurai-625014. Tel : 0452 - 2565553 Fax : 2566560

Visit us : www.thangamayil.com email : care@thangamayil.com CIN-L36911TN2000PLC044514 GSTIN: 33AABCT5698M1ZQ

THANGAMAYIL JEWELLERY LIMITED


(CIN:L36911TN2000PLC044514)

No. 124, Netaji Road, Madurai 625 001

Statement of Audited Financial Results for the Quarter and year ended March 31, 2019 (Rs. In Lakhs)

S.No.	Particulars	Quarter ended			Year Ended	
		31-03-2019 Refer Note 6	31-12-2018 (Unaudited)	31-03-2018 Refer Note 6	31-03-2019 (Audited)	31-03-2018 (Audited)
1	Income from Operations					
	(a) Net Sales	35,216.28	34,129.54	35,641.30	1,44,335.12	1,37,929.29
	(b) Other operating income	94.50	68.83	69.67	287.10	155.39
	Total Income from Operations (net)	35,310.78	34,198.37	35,710.97	1,44,622.22	1,38,084.69
2	Expenses					
	(a) Cost of raw materials consumed	31,769.77	33,180.30	36,698.27	1,33,414.07	1,41,975.81
	(b) Changes in inventories of finished goods, work-in-progress and stock-in-trade	(126.10)	(2,364.70)	(4,529.63)	(3,126.35)	(16,864.51)
	(c) Employee benefit expenses	959.70	904.14	819.71	3,538.30	3,197.42
	(d) Interest and finance costs	493.80	522.92	489.59	2,033.67	1,879.48
	(e) Depreciation and amortisation expenses	241.98	175.50	185.12	759.02	816.52
	(f) Other expenses	888.68	918.61	1,190.59	3,449.57	3,686.27
	Total expenses	34,227.82	33,336.78	34,853.65	1,40,068.28	1,34,690.98
3	Profit from ordinary activities after interest and finance costs but before exceptional items (1-2)	1,082.96	861.58	857.32	4,553.94	3,393.71
4	Exceptional items gain/(loss) - net	-	-	-	-	-
5	Profit from ordinary activities before tax (3-4)	1,082.96	861.58	857.32	4,553.94	3,393.71
6	Tax expense	365.67	290.86	358.21	1,528.35	1,106.44
7	Net profit for the period (5-6)	717.29	570.72	499.11	3,025.59	2,287.27
8	Other comprehensive income (Net)	6.94	(3.93)	(24.53)	(0.63)	(12.98)
9	Total comprehensive income for the period (7+8)	724.23	566.79	474.58	3,024.96	2,274.29
10	Paid up equity share capital Face value of Rs. 10 per equity share	1,371.96	1,371.96	1,371.96	1,371.96	1,371.96
11	Earnings per share (Basic and Diluted) (not annualised)	5.28	4.13	3.46	22.05	16.58

B. R. Ramesh




Notes:

- 1 The above audited financial results ("the statement") for the quarter and year ended March 31, 2019 were reviewed by Audit Committee and thereafter approved by the Board of directors at its meeting held on May 22, 2019.
- 2 This statement has been prepared in accordance with the Companies (Indian Accounting Standards) Rules, 2015 (Ind AS) prescribed under Section 133 of the Companies Act, 2013 and other recognised accounting practices and policies to the extent applicable.
- 3 Effective April 1, 2018 the Company has adopted Ind AS 115 "Revenue from contract with customers" by applying the cumulative effect method to all the contracts that were not completed as of April 1, 2018 and accordingly, the comparative information has not been restated. The adoption of the standard did not have any material impact to the financial statements of the Company for the quarter and year ended March 31, 2019.
- 4 The Company's Business activity falls with in a single business segment in terms of Ind AS 108 on Segment Reporting.
- 5 The Board of directors recommended dividend of 50% ie Rs. 5.00 per equity share of face value of Rs. 10 each,(as against previous year 35% ie Rs. 3.5 per equity share) which is subject to approval by shareholders of the Company.
- 6 The figures for the quarter ended March 31,2019 and March 31,2018 are the balancing figures between audited figures in respect of the full financial year and the unaudited published year-to-date figures upto the third quarter ended December 31,2018 and December 31,2017 respectively.
- 7 The figures for the corresponding previous period have been regrouped/reclassified/restated wherever necessary to make them comparable with the current year's classification.
- 8 The results for the quarter and year ended March 31, 2019 are available on the BSE Limited website (URL:www.bseindia.com/corporates), the National Stock Exchange of India Limited website (URL: www.nseindia.com/corporates) and on the Company's website (URL: <https://www.thangamayil.com>)
- 9 The Company is not a Large Corporate as per the applicability criteria given under the SEBI circular SEBI/HO/DDHS/CIR/P/2018/144 dated November 26, 2018.

For and on behalf of the board



Balarama Govinda Das
Chairman and Managing Director



Date - May 22, 2019

Place - Madurai

THANGAMAYIL JEWELLERY LIMITED


(CIN:L36911TN2000PLC044514)

No. 124, Netaji Road, Madurai 625 001

Statement of Assets and Liabilities for the year ended March 31,2019

(Rs in lakhs)

Particulars		As at March 31,	
		31-03-2019	31/03/2018
ASSETS			
Non-current assets			
(a) Property, Plant and Equipment		6,948.71	7,188.56
(b) Capital work-in-progress		119.40	86.90
(c) Intangible assets		144.77	231.46
(d) Financial assets			
(i) Other financial assets		40.30	41.39
(e) Other non-current assets		1,069.57	976.33
Total non-current assets	(A)	8,322.75	8,524.65
Current assets			
(a) Inventories		50,404.07	47,589.73
(b) Financial assets			
(i) Trade receivables		216.65	130.10
(ii) Cash and cash equivalents		894.32	367.69
(iii) Bank balances other than (ii) above		4,310.45	2,819.95
(iv) Other financial assets		34.27	37.50
(c) Current Tax Assets(net)		630.05	1,278.15
(d) Other current assets		435.84	311.82
Total current assets	(B)	56,925.65	52,534.94
TOTAL ASSETS	(A+B)	65,248.40	61,059.59
EQUITY AND LIABILITIES			
Equity			
(a) Equity share capital		1,371.96	1,371.96
(b) Other equity		17,946.74	15,500.68
Total equity	C	19,318.70	16,872.64
Non-current liabilities			
(a) Financial liabilities			
(i) Borrowings		3,831.36	3,062.44
(b) Deferred Tax Liabilities (net)		106.61	158.90
Total non-current liabilities	D	3,937.97	3,221.34
Current liabilities			
(a) Financial liabilities			
(i) Borrowings		11,568.06	15,966.66
(ii) Trade payables		7,465.54	5,844.21
(iii) Other financial liabilities		2,580.40	4,290.55
(b) Other current liabilities		20,377.73	14,864.19
Total current liabilities	E	41,991.73	40,965.61
Total liabilities	F=(D+E)	45,929.70	44,186.95
TOTAL EQUITY AND LIABILITIES	G=(F+C)	65,248.40	61,059.59



Statement of Changes in Equity
for the year ended 31st March , 2019

Equity Share Capital

(A)	Number of shares	(₹ in lakhs)
Balance as at 31st March 2017	1,37,19,582	1,371.96
Add: Equity shares allotted during the year	-	-
Balance as at 31st March 2018	1,37,19,582	1,371.96
Add: Equity shares allotted during the year	-	-
Balance as at 31st March 2019	1,37,19,582	1,371.96

(B) Other Equity

(₹ in lakhs)

Particulars	Reserve and Surplus				Total
	Securities premium Reserve	General Reserve	Retained earnings	Other Comprehensive Income	
Closing balance as at 31st March, 2017	3,175.80	2,181.95	8,195.55	8.48	13,561.79
Profit for the year	-	-	2,287.26	-	2,287.26
Other comprehensive income for the year, net of income tax	-	-	-	(12.98)	(12.98)
Dividend including dividend distribution tax	-	-	(335.39)	-	(335.39)
Transfer to General Reserve	-	300.00	(300.00)	-	-
Closing balance as at 31st March, 2018	3,175.80	2,481.95	9,847.43	(4.50)	15,500.68
Profit for the year	-	-	3,026	-	3,025.59
Other comprehensive income for the year, net of income tax	-	-	-	(0.63)	(0.63)
Dividend including dividend distribution tax	-	-	(578.91)	-	(578.91)
Transfer to General Reserve	-	325	(325.00)	-	-
Closing balance as at 31st March, 2019	3,175.80	2,806.95	11,969.12	(5.13)	17,946.74

The accompanying notes forms an integral part of the financial statements

For and on behalf of the Board of Directors
For Thangamayil Jewellery Limited



Balarama Govinda Das

Place: Madurai

Date: 22/05/2019

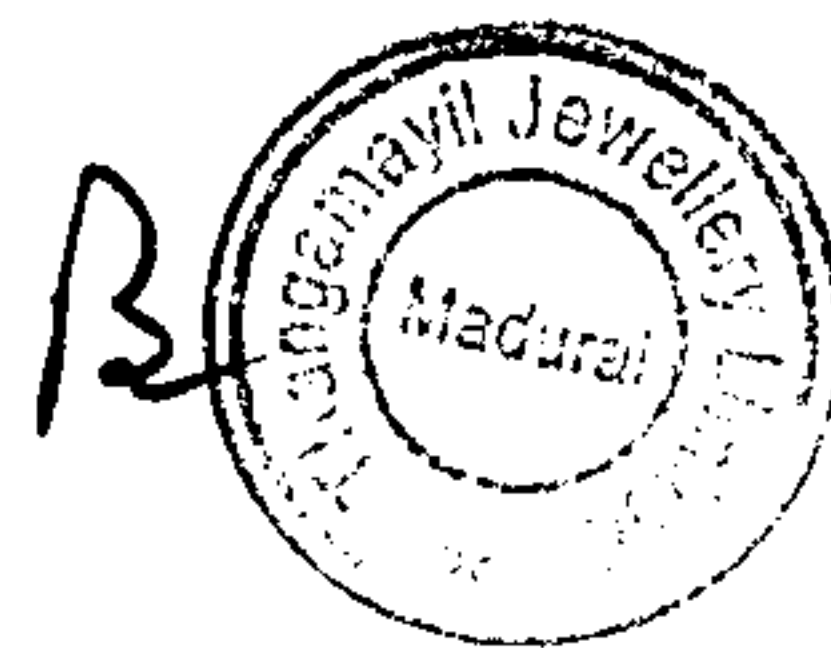
PERFORMANCE HIGHLIGHTS FOR THE QUARTER ENDED & YEAR ENDED 31stMARCH 2019

ACHIEVED (YOY)

- The sale for the quarter was Rs. 352 Crs as against Rs.356 Crs for the quarter ended March 2018.
- Gross profit was at Rs.35.73Crs as against Rs.34.73 Crs in March 2018, registering an increase of 3%
- EBITDA profit was at Rs.18.19Crs as against profit of Rs.15.32Crs in March 2018,, registering an increase of 19%
- Volume in Gold Ornaments products for the quarter was at 951 Kgs as against 1050 Kgs for the quarter ended March 2018.
- Volume in Silver Products for the quarter was at 4960 Kgs as against 4973 Kgs for the quarter ended March 2018.
- Profit After Tax (PAT) was at Rs.7.24Crs as against profit of Rs.4.75Crs in March 2018, registering an increase of 53%

ACHIEVED (QoQ)

- The sale for the quarter was Rs. 352 Crs as against Rs.341 Crs. The increase of 3% in sales was due to improved in volume off take compared to previous quarter.
- The Gross profit was at Rs.35.73 Crs as against Rs.33.14 Crs in December 2018 quarter.
- The EBITDA profit for the quarter was at Rs.18.19Crs as against profit of Rs.15.60 Crs of the previous quarter ended 31st December 2018 an increase of 17% on a comparable basis.
- The net profit before taxes was at Rs.10.83Crs as against profit of Rs.8.57 Crs in December 2018 quarter.
- Volume in gold ornaments for the quarter ended 31stMarch 2019, was at 951 Kgs as against 926 Kgs in December 2018 quarter registering an increase by 3%
- Volume in Silver products for the quarter was at 4960 Kgs as against 5,060 Kgs for quarter ended December 2018 registering a modest decline of 2%.



ACHIEVED FOR 12 MONTH YOY

- The sale for the year was Rs. 1443 Crs as against Rs. 1379 Crs of previous year.
- Gross profit for the year Rs. 140.47 Crs as against Rs.128.18 Crs of previous year.
- EBITDA profit was at Rs.73.47 Crs as against Rs.60.90 Crs of last year.
- Net profit after tax was Rs. 30.25 Crs as against Rs. 22.74 Crs of last year
- Earning per shares was at Rs.22.05 per share (face value of Rs.10 each) as against Rs.16.58 per shares of last year.

Other Indicators

Particulars	31 st March 2019	31 st March 2018	Remarks
Gross Profit Margin	9.73%	9.29%	Increased by 44 bps
EBIDTA Margin	5.08%	4.41%	Increased by 67 bps
Interest Cover (Times)	3.61	3.24	Increased by 11%
Earning per share	22.05	16.58	Increased by 33%
ROE (Annualised)	15.66	13.48	Increased by 16%
ROCE (Annualised)	10.43	10.07	Increased by 4%

About the company

Thangamayil Jewellery Limited (TMJL) a 1500 Crores turnover company is in the business of manufacturing and retailing Gold Ornaments and Silver Articles and mainly operating out of 37 retail outlet spread across southern and western districts of Tamil Nadu. A powerful brand in the areas of operation having large customer base of well over 8,00,000 customers and the brand is a household name in the southern and western Districts of Tamil Nadu.

For more Information, please contact:

CS. V. Vijayaraghavan


Company Secretary

Mobile – 9894149200

Email – companysecretary@thangamayil.com

For Media :

Statement in this document relating to future status, events or circumstances, including without limitation statements about plans and objectives, potential product characteristics and uses, product sales potential are forward-looking statements based on commercial estimates and the anticipated effects of future events on current and developing circumstances. Such statements are subject to numerous risks and uncertainties and are not necessarily predictive of future results. Actual results may materially differ from those anticipated in such forward-looking statements. Thangamayil Jewellery from time to time, make additional written and oral forward looking statements, including statements contained in the company's filings with the regulatory bodies and its report to shareholders. The Company assumes no obligation to update forward-looking statements to reflect actual results, changed assumptions or other factors that may or may not be relevant.





THANGAMAYIL
JEWELLERY LIMITED

ANNEXURE I

**Statement of Impact of Audit Qualifications (for audit report with modified opinion)
submitted along-with Annual Audited Financial Results - (Standalone and Consolidated separately)**

**Statement on Impact of Audit Qualifications for the Financial Year ended March 31, 2019
[See Regulation 33 / 52 of the SEBI (LODR) (Amendment) Regulations, 2016]**

S.No	Particulars	Audited Figures (as reported before adjusting for qualifications) (Rs. in lakhs)	Adjusted Figures (audited figures after adjusting for qualifications)
1	Turnover / Total income	144622.22	-
2	Total Expenditure	140068.28	-
3	Net Profit/(Loss)	4553.94	-
4	Earnings Per Share	22.05	-
5	Total Assets	65248.40	-
6	Total Liabilities	65248.40	-
7	Net Worth	19318.70	-
8	Any other financial item(s) (as felt appropriate by the management)	-	-


II . Audit Qualification (each audit qualification separately):

- Details of Audit Qualification: **Not Applicable**
- Type of Audit Qualification: Qualified Opinion / Disclaimer of Opinion / Adverse Opinion
- Frequency of qualification: Whether appeared first time / repetitive / since how long continuing
- For Audit Qualification(s) where the impact is quantified by the auditor, Management's views:
- For Audit Qualification(s) where the impact is not quantified by the auditor:
 - Management's estimation on the impact is not quantified by the auditor:
 - If management is unable to estimate the impact, reasons for the same:
 - Auditors' comments on (i) or (ii) above:

Balarama Govinda Das

Balarama Govinda Das
Managing Director

S. Rethinavelu
S.Rethinavelu
Chairman – Audit Committee



K.M. Padmanabhan

K.M. Padmanabhan
Partner

B. Rajeshkanna

B. Rajeshkanna
Chief Financial Officer

Srinivas & Padmanabhan
Chartered Accountants

Regd. office: 124, Nethaji Road, Madurai 625001. Tel: 0452-2345553 Fax : 2344340

Corporate Office : 25/6, Palami center, II & III floor, Narayanapuram, Near Ramakrishna Mutt, New Natham Road, Madurai-625014. Tel : 0452 - 2565553 Fax : 2566560

Visit us : www.thangamayil.com email : care@thangamayil.com CIN-L36911TN2000PLC044514 GSTIN: 33AABCT5698MIZQ



SRINIVAS AND PADMANABHAN
Chartered Accountants

F2, Kanakadhara Lakshmi Castle, 37/14, Chari Street, T.Nagar, Chennai-600 017.
Tel : 044-4556 6616 Email : sapcas@gmail.com


Independent Auditor's Report On Quarterly Financial Results and Year to Date Results of the Company Pursuant to the Regulation 33 of the SEBI (Listing Obligations and Disclosure Requirements) Regulations, 2015, as amended.

To,
The Board of Directors of
Thangamayil Jewellery Limited
Madurai

1. We have audited the accompanying statement of Ind AS financial results ('Statement') of M/s. Thangamayil Jewellery Limited ('the Company') for the year ended March 31, 2019 being submitted by the Company pursuant to the requirements of Regulation 33 of the SEBI (Listing Obligations and Disclosure Requirements) Regulations, 2015 as modified by Circular No CIR/CFD/FAC/62/ 2016 dated July 5, 2016.

This Statement, which is the responsibility of the Company's Management and approved by the Board of Directors has been compiled from the related Ind AS financial statements which has been prepared in accordance with the Indian Accounting Standards prescribed under Section 133 of the Companies Act, 2013 read with relevant rules issued thereunder ('Ind AS') and other accounting principles generally accepted. Our responsibility is to express an opinion on the Statement based on our audit of such financial statements.

2. We conducted our audit in accordance with the Standards on Auditing issued by the Institute of Chartered Accountants of India. Those Standards require that we comply with ethical requirements and plan and perform the audit to obtain reasonable assurance about whether the Statement is free from material misstatement.





SRINIVAS AND PADMANABHAN

Chartered Accountants

F2, Kanakadhara Lakshmi Castle, 37/14, Chari Street, T.Nagar, Chennai-600 017.
Tel : 044-4556 6616 Email : sapcas@gmail.com

An audit involves performing procedures to obtain audit evidence about the amounts and the disclosures in the Statement. The procedure selected depend on the auditor's judgement, including the assessment of the risk assessments, the auditor considers internal control relevant to the Company's preparation and fair presentation of the Statement in order to design audit procedures that are appropriate in the circumstances, but not for the purpose of expressing an opinion on the effectiveness of the Company's internal control. An audit also includes evaluating the appropriateness of the accounting policies used and the reasonableness of the accounting estimates made by the Management, as well as evaluating the overall presentation of the Statement.

3. In our opinion and to the best of our information and according to the explanations given to us, the Statement:

- (i) Is presented in accordance with the requirements of Regulation 33 of the SEBI(Listing Obligations and Disclosure Requirements) Regulations, 2015, as modified by Circular No. CIR/CFD/FAC/62/2016 dated July 5, 2016; and
- (ii) gives a true and fair view in conformity with the aforesaid Indian Accounting Standards and other accounting principles generally accepted in India of the net profit and Total comprehensive income and other financial information of the Company for the year ended March 31, 2019.

4. The Statement includes the results for the Quarter ended March 31, 2019 being the balancing figure between audited figures in respect of the full financial year and the published year to date figures up to the third quarter of the current financial year which were subject to limited review by us.

For Srinivas & Padmanabhan


Chartered Accountants,

F.Reg No:0040215

K.M. Padmanabhan

Partner

M.No:026594



Place - Madurai

Date - 22nd May 2019