



THANGAMAYIL
JEWELLERY LIMITED

TMJL | CS | 25.05.2015

Bombay Stock Exchange Limited
Corporate communications Department
Floor 25, P J Towers,
Dalal Street,
Mumbai - 400 001.


Dear Sir,

**Sub: Audited Financial Results for the year Ended 31.03.2016 under SEBI (LODR)
Regulations 33 (3) (d) of Listing Agreement.**

We forward herewith our Audited financial Results for the year Ended 31st March 2016 as adopted by the Board in the Meeting held on 25.05.2016 (today) for your records and information. The Meeting got concluded at 02.00 P.M.

Thanking You,

Yours Faithfully,
For Thangamayil Jewellery Limited


(CS.V.Vijayaraghavan)
Company Secretary


THANGAMAYIL JEWELLERY LIMITED

No. 124, Netaji Road, Madurai 625 001


Un Audited / Audited Financial Results For the quarter ended and year ended on 31st March 2016

₹ in Lakhs

Sl. No	Particulars	Quarter Ended			Year Ended	
		31-03-2016 Un Audited	31-12-2015 Un Audited	31-03-2015 Un Audited	31-03-2016 Audited	31-03-2015 Audited
1	Sales and Other Income	23,125.08	33,588.45	33,897.38	127,475.00	142,283.35
	Total Income	23,125.08	33,588.45	33,897.38	127,475.00	142,283.35
2	Expenditure					
	a) Consumption of Raw Materials	20,918.39	30,623.84	32,153.79	116,928.49	133,796.79
	b) Changes in Inventories of finished goods, work in progress and stock in trade	(44.35)	723.97	-49.81	1,219.09	3,159.39
	c) Employee Benefits expenses	679.96	611.01	519.59	2,426.96	2,133.87
	d) Depreciation and amortisation expenses	198.53	202.27	161.72	814.83	825.67
	e) Other Expenditure	695.95	555.14	841.97	2,301.68	2,751.84
	Total Expenditure	22,448.48	32,716.22	33,627.26	123,691.06	142,667.56
3	Profit from Operations before Other Income, Interest and Exceptional Items (1-2)	676.60	872.23	270.12	3,783.95	(384.21)
4	Other Income	-	-	-	-	-
5	Profit before Interest & Exceptional Items(3+4)	676.60	872.23	270.12	3,783.95	(384.21)
6	Finance Cost	621.55	569.38	784.52	2,364.38	2,913.87
7	Profit after Interest but before Exceptional Items (5-6)	55.05	302.85	(514.40)	1,419.57	(3,298.08)
8	Exceptional Items		-		-	-
9	Profit / (Loss) from Ordinary Activities before Tax (7+8)	55.05	302.85	(514.40)	1,419.57	(3,298.08)
10	Tax Expenses (Net)	(55.21)	93.27	(145.86)	366.43	(1,070.04)
11	Net Profit / (Loss) from Ordinary Activities after Tax (9-10)	110.26	209.58	(368.54)	1,053.14	(2,228.04)
12	Extraordinary Items (Net of Expenses)	-	-	-	-	-
13	Net Profit / (Loss) for the Period (11-12)	110.26	209.58	(368.54)	1,053.14	(2,228.04)
14	Paid up Equity Share Capital (Face Value of Rs.10/- each)	1,371.96	1,371.96	1,371.96	1,371.96	1,371.96
15	Reserve excluding Revaluation Reserve	-	-	-	12,382.33	11,494.32
16	EPS after Extra ordinary Items					
	Basic EPS after Extra ordinary Items	0.80	1.53	(2.69)	7.68	(16.24)
	Diluted EPS after Extra ordinary Items	0.80	1.53	(2.69)	7.68	(16.24)



PART -II						
Select Information for the quarter and year ended on 31st March 2016						
Sl. No	Particulars	Quarter Ended			Year Ended	
		31-03-2016 Un Audited	31-12-2015 Un Audited	31-03-2015 Un Audited	31-03-2016 Audited	31-03-2015 Audited
17	Public Share Holdings					
	- Number of Shares	4,068,388	4,068,429	4,068,421	4,068,388	4,068,421
	- Percentage of Share Holdings	29.65%	29.65%	29.65%	29.65%	29.65%
18	Promoters and Promoters group share holding					
	a) Pledged/Encumbered					
	- Number of Shares	1,676,220	1,676,220	1,676,220	1,676,220	1,676,220
	- Percentage of Shares on total share holding of promoter and promoter group	17.37%	17.37%	17.37%	17.37%	17.37%
	- Percentage of Shares on the total share capital of the company	12.22%	12.22%	12.22%	12.22%	12.22%
	b) Non - Encumbered					
	- Number of Shares	7,974,974	7,974,933	7,974,941	7,974,974	7,974,941
	- Percentage of Shares on total share holding of promoter and promoter group	82.6300%	82.63%	82.63%	82.63%	82.63%
	- Percentage of Shares on the total share capital of the company	58.13%	58.13%	58.13%	58.13%	58.13%
B.	Investor Complaints - Quarter ended 31st March 2016					
	Pending at the beginning of the quarter		Nil			
	Received during the quarter		Nil			
	Disposed during the quarter		Nil			
	Remaining unresolved at the end of the quarter		Nil			



Notes:


- 1 The above financial results were reviewed and recommended by the audit committee and approved by the Board of the Directors at their meeting held on 25th May 2016.
- 2 The Company's Business activity falls with in a single business segment in terms of Accounting Standard 17 on Segment Reporting.
- 3 Due to Nationwide strike of jewellery industry for introduction of central excise duty the entire month of March 2016 the company could due a turnover of Rs. 231.25 Crores as against Rs. 338 .97 Crores on YOY basis registering reduction of 32% in turnover.
- 4 The Board of Directors has recommended a dividend of 10% ie ₹ 1 /- per Equity Share of ₹ 10 /- each (Previous year 10%) subject to shareholders approval in the ensuing Annual General Meeting.
- 5 The figures for the last quarter of the current year and for the previous year are the balancing figures between audited figures in respect of the full financial year and the published year to date figures upto the third quarter.
- 6 Previous year figures have been regrouped / reclassified to make them comparable with those current year.

For and on behalf of the board



Balarama Govinda Das

Chairman and Managing Director



Date - 25/05/2016

Place - Madurai

THANGAMAYIL JEWELLERY LIMITED
 No. 124, Netaji Road, Madurai 625 001
BALANCE SHEET AS AT MARCH 31, 2016

₹ Rs in lakhs

PARTICULARS	As at March 31,	
	2016	2015
EQUITY AND LIABILITIES		
Shareholders Funds:		
(a) Share Capital	1,371.96	1,371.96
(b) Reserves and Surplus	12,382.33	11,494.32
Sub-total -Shareholders' funds	13,754.29	12,866.27
Non-Current Liabilities		
Long-Term Borrowings	5,753.88	5,028.93
Sub-total -Non -Current Liabilities	5,753.88	5,028.93
Current Liabilities		
(a) Short-Term Borrowings	6,999.30	11,980.17
(b) Trade Payables	4,486.18	3,420.66
(c) Other Current Liabilities	8,997.71	7,959.10
(d) Short-Term Provisions	165.13	165.29
Sub-total -Current Liabilities	20,648.32	23,525.22
TOTAL EQUITY AND LIABILITIES	40,156.49	41,420.42
ASSETS		
Non-Current Assets		
(a) Fixed Assets		
(i) Tangible Assets	7,237.46	6,826.15
(ii) Intangible Assets	524.32	612.09
(iii) Capital Work in Progress	121.76	769.42
(b) Deferred Tax Assets	1,295.12	1,661.55
(c) Long-Term Loans and Advances	978.06	1,049.51
Sub-total - Non - Current Assets	10,156.72	10,918.72
Current Assets		
(a) Inventories	28,092.31	28,868.59
(b) Trade Receivables	26.90	30.36
(c) Cash and Cash Equivalent	939.52	573.81
(d) Short-Term Loans and Advances	19.70	10.98
(e) Other Current Assets	921.34	1,017.98
Sub-total -Current Assets	29,999.77	30,501.70
TOTAL - ASSETS	40,156.49	41,420.42


 The signature is in black ink and appears to be 'B. R. ...'. The stamp is circular and contains some text that is partially obscured by the signature.

PERFORMANCE HIGHLIGHTS FOR THE QUARTER ENDED 31st MARCH 2016

ACHIEVED (YOY)

- Gross profit was at Rs.22.51 Crs as against Rs.17.93Crs in March 2015, a registering an increase by 26%
- EBITDA profit was at Rs.8.75Crs as against profit of Rs.4.32Crores in March 2015 registering an increase by 103%
- Working capital exposure was brought down from Rs.154Crs to Rs.113Crs a reduction of Rs.41 Crs.
- Volume in gold ornaments for the quarter ended 31st March 2016, was at 766 Kgs as against 1059 Kgs in March 2015 Qtr registering a fall by 27%
- Volume in Silver products for the quarter was at 3780 kgs as against 3785 kgs for quarter ended March 2015.

ACHIEVED (QoQ)

- A sale for the quarter was Rs. 231 Crs as against Rs.336 Crs. The reduction in sales value was due to gold price reduction and also due to fall in volume off take due to National wide Jewellery industry strike for Central excise imposition.
- The Gross profit was at Rs.22.51crs as against Rs.22.41 crs in December 2015 quarter.
- The net profit after taxes was at Rs.1.10 Crs as against profit of Rs. 2.10 crs in December 2015 quarter. The reduction was due to fall in volume and value for this sequential quarter.

About the company

Thangamayil Jewellery Limited (TMJL) a 1300 Crores turnover company is in the business of manufacturing and retailing Gold Ornaments and Silver Articles and mainly operating out of 31 retail outlet spread across southern and western districts of Tamil Nadu. A powerful brand in the areas of operation having large customer base of well over 7,00,000 customers and the brand is a household name in the southern and western Districts of Tamil Nadu.

For more Information, please contact:

CS. V. Vijayaraghavan


Company Secretary

Mobile – 9894149200

Email –
companysecretary@thangamayil.com

For Media :

Statement in this document relating to future status, events or circumstances, including without limitation statements about plans and objectives, potential product characteristics and uses, product sales potential are forward-looking statements based on commercial estimates and the anticipated effects of future events on current and developing circumstances. Such statements are subject to numerous risks and uncertainties and are not necessarily predictive of future results. Actual results may materially differ from those anticipated in such forward-looking statements. Thangamayil Jewellery from time to time, make additional written and oral forward looking statements, including statements contained in the company's filings with the regulatory bodies and its report to shareholders. The Company assumes no obligation to update forward-looking statements to reflect actual results, changed assumptions or other factors that may or may not be relevant.


V. Vijayaraghavan



THANGAMAYIL
JEWELLERY LIMITED

TMJL | CS | 25.05.2016

BSE Limited

Corporate Communications Department
Floor 25,PJ Towers,
Dalal Street,
Mumbai- 400051

Dear Sir,

Sub: Submission of review report by our auditors for the 4th Quarter and year ended 31.03.2016 Audited Financial Result under SEBI (LODR) Regulations 33 (2) (c) of Listing Agreement.

With reference to the above we forward herewith captioned report issued by our Statutory Auditors B.Thiagarajan & Co., Chartered Accountants, Chennai for your information & records.

Thanking You,

Yours Faithfully,

For Thangamayil Jewellery Limited

(V. Vijayaraghavan)
Company Secretary




B. THIAGARAJAN & Co.
CHARTERED ACCOUNTANTS

Auditor's Report on Quarterly Financial Results and Year to Date Financial Results of the Company Pursuant to the Regulation 33 of the SEBI (Listing Obligations and Disclosures Requirements) Regulations, 2015

To,
The Board of Directors of
Thangamayil Jewellery Limited

1. We have reviewed the quarterly financial results of M/s. Thangamayil Jewellery Limited ('the Company') for the quarter ended March 31, 2016 and the audited financial results for the year ended March 31, 2016 attached herewith, being submitted by the company pursuant to the requirement of Regulation 33 of the SEBI (Listing Obligations and Disclosures Requirements) Regulations, 2015. These quarterly as well as the year to date standalone financial results have been prepared on the basis of financial statements, which are the responsibility of the management. Our responsibility is to express an opinion on these results based on our audit of such interim financial statements, which have been prepared in accordance with the recognition and measurement principles laid down in Accounting Standard for Interim Financial Reporting (AS) 25, prescribed under Section 133 of the Companies Act, 2013 read with Rule 7 of the Companies (Accounts) Rules, 2014 and other accounting principles generally accepted in India. Attention is drawn to the fact that the figures for the quarter ended 31st March 2016, as reported in these results are the balancing figures between audited figures in respect of the year ended March 31, 2016 and the published year to date figures up to the end of the third quarter of the relevant financial year.
2. We conducted our audit in accordance with the auditing standards generally accepted in India. Those Standards require that we plan and perform the audit to obtain reasonable assurance about whether the financial statements are free of material misstatement. An Audit includes examining, on a test basis, evidence supporting the amounts disclosed in the financial statements. An audit also includes assessing the accounting principles used significant estimates made by management, as well as evaluating the overall financial statement presentation. We believe that our audit provides a reasonable basis for our opinion.



"VIGFIN HOUSE"
OLD No.15, NEW No. 24,
YOGAMBAL STREET, T. NAGAR,
CHENNAI - 600 017

Phone : 42122115
42122116
42122118
Fax : 91-44-42122120


e-mail: btandco@gmail.com

3. In our opinion and to the best of our information and according to the explanations given to us , these quarterly financial results as well as the year to date results:
- (i) have been presented in accordance with the requirement of Regulations 33 of the SEBI (Listing Obligations and Disclosures Requirements) Regulations , 2015 in this regard; and
 - (ii) give a true and fair view of the net profit and other financial information for the quarter ended March 31, 2016 as well as the year to date results for the period from April 1,2015 to March 31,2016.

For B.Thiagarajan & Co.,

Chartered Accountants,

F.Reg No: 004371S


D.Aruchamy

Partner

M.No:219156

Place - Madurai

Date - 25thMay,2016

